



EZCreaser



Low- to medium-volume creasing, scoring and perforating


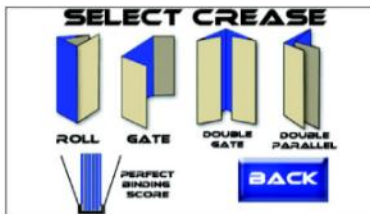
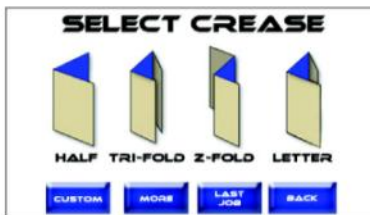
Top friction-feed operation

Rotary perf/score, including micro-perf and laser-perf

Automatic sheet set-up with a single touch

Supports perfect-bind covers

Auto setups of all the following:



Get the features and speed you need, in an easy-to-use, affordable machine.



Rotary Actuated Impact Creaser



Rotary Perf and Score



Micro Lateral Adjust

The COUNT™ EZCreaser gives you the robust features you need at an economical price, for lower to medium volume creasing, scoring and perforating. You get the speed and reliability of a top-feed automatic friction paper feeder, with smooth, consistent operation. You get a machine that's simple to set up, and easy for anyone to use with the popular COUNT touch-screen operation, and one-touch automatic set-ups built in. And you get even higher speeds for operating in perf mode, with 5 interchangeable perf options (including micro-perf).



EZCreaser

An easy-to-use, affordable solution for low- to medium-volume creasing, scoring and perforation.

Features

- Offers a reliable top-load friction paper feed.
- Rotary actuated impact creasing ensures maximum crease accuracy.
- Automated Distance Recognition allows auto setups for your most common creases and corresponding folds, including perfect bind.
- Rotary perf/score, including micro-perf and laser-perf.
- Includes micro-lateral adjustable feed rails and sheet counter (batch and total counting).
- Add the COUNT™ KF-200 or another inline folder.
- Add the optional inline transport to feed directly into the COUNT™ CountCoat or other UV coaters.
- Includes standard and extra wide crease dies.
- User-friendly touch screen for easy set up and control of the machine.

Specifications

Model:	EZCreaser
Model No.:	EZCREASER
Paper Feed:	Friction
Weight:	144 lbs (66 kg)
Max Compression Crease:	4,500 (sheets per hour)
Max Rotary Perf/Score Speed:	12,000 (sheets per hour)
Paper Weight Range:	60 - 350 (gsm)
Dimensions:	47.0 L x 29.0 W x 22.0 H in (119.4 x 74.0 x 56.0 cm)
Max Sheet Size:	18 x 24 in (45.7 x 50.8 cm)
Min Sheet Size:	4.5 x 4.5 in (7.6 x 12.7 cm)
Electrical:	115 V, 60 Hz, 20 A or 230 V, 50 Hz, 20 A
Made in:	U.S.A.



Automatic Set-Up for Many Common Folds

- Half
- Tri-Fold
- Z-Fold
- Letter Fold
- Roll Fold
- Gate Fold
- Double Gate Fold
- Double Parallel Fold
- Perfect Bind - No Hinge
- Perfect Bind - Single Hinge
- Perfect Bind - Double Hinge

